



ULTIMATE TRAINER

3020

**48-SPEED
Baseball & Softball
Pitching Machine with
Touch-screen Kiosk**



MANUFACTURED IN THE U.S.A.
BY AMUSEMENT PRODUCTS, LLC



The Innovation Engineers™ at Amusement Products have developed the next generation of pitching machines: the **UT3020 Multi-Speed Pitching Machine**. The UT3020 pitching machine has unique features only available from Amusement Products.

The UT3020 has a touch-screen Control Interface (kiosk) for batters to select their pitch choices at the batter's stations (shown at right).

The touch interface for the UT3020 machine greatly increases the versatility of the pitching machine. We have added many more options to the UT3020 to give your customers even more pitches for training purposes.



The UT3020 has the following speed and pitch options:

- 8 baseball fastball speeds (two home plates)
- 4 baseball curveball speeds (two home plates)
- 8 softball fast-pitch fastball speeds
- 4 softball fast-pitch curveball speeds
- Softball slow-pitch topspin 12', 10', 8' or 6' arc
- Softball slow-pitch knuckleball 12', 10', 8' or 6' arc
- Softball slow-pitch backspin 12', 10', 8' or 6' arc

This is a total of 48 different pitch options not including height adjustments.

The UT3020 can be configured with manually fed hoppers or with a fully automated retrieval system



Manually fed hoppers

This cage uses hopper fed machines anchor bolted to the existing concrete floor. This is the least expensive cage to start with but the most expensive to operate. It requires balls to be picked up and sorted manually. The netting is attached to the walls and suspended from the existing ceiling. The hoppers hold about 300 balls, which is about an hour's operation before refilling. While it increases the operating costs up to 35%, it reduces the initial investment up to 40%. For leased space and small budgets, it is a good way to get started quickly.



Fully automated retrieval system

This indoor cage is fully automated with a retrieval system that separates baseballs from softballs and reloads them into the machines. It requires a sloped floor to get the balls to the pick up point. The sloping of the floor can be done in wood or concrete. When we use wood, the floors are covered in carpet to dampen the sound. This is the closest style cage to outdoor cages and has the best hitting experience. Amusement Products will custom design the cage to fit in your available space.

Here are examples of the screens on the UT3020 machines:



The Touch Screen will feature an animated UT3020 logo and instruction to "TOUCH SCREEN TO START."

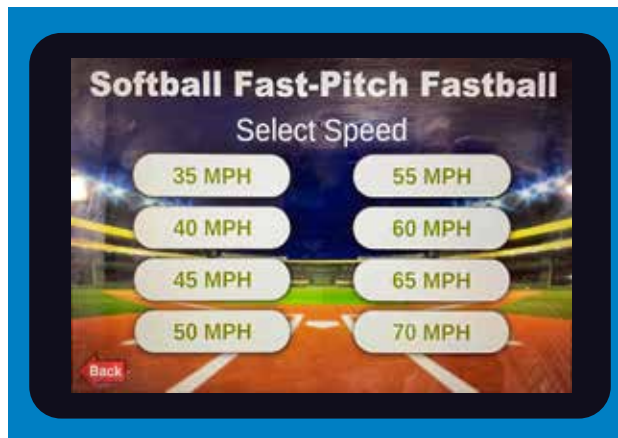
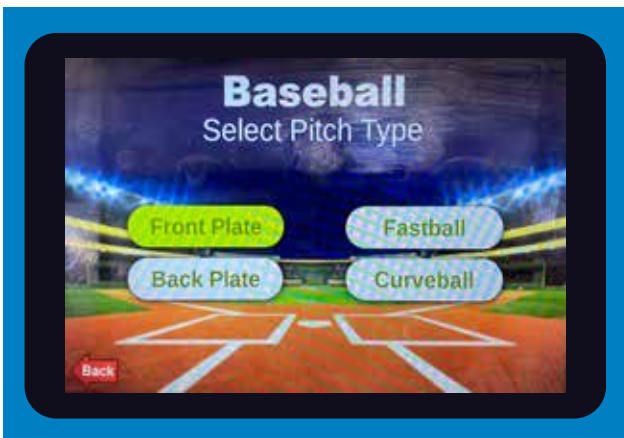


The next screen will tell the batter to "SWIPE YOUR CARD TO PLAY"



The next screen will ask which type of pitch: Baseball, Fast-Pitch Softball or Slow-Pitch Softball

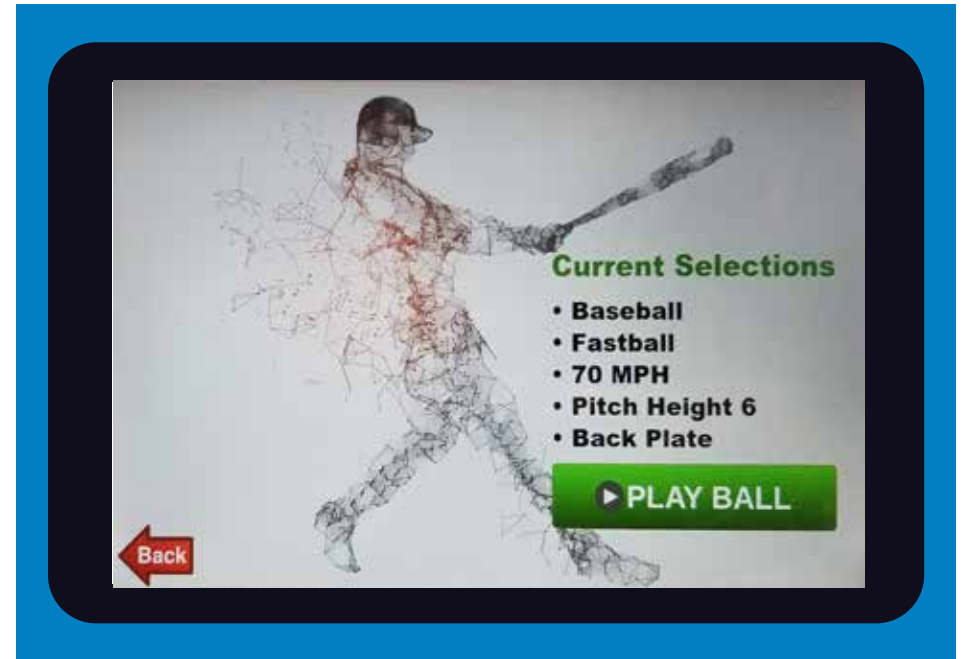
The next screen (one of three) will ask for a pitch speed and type preference based on selection from previous screen:





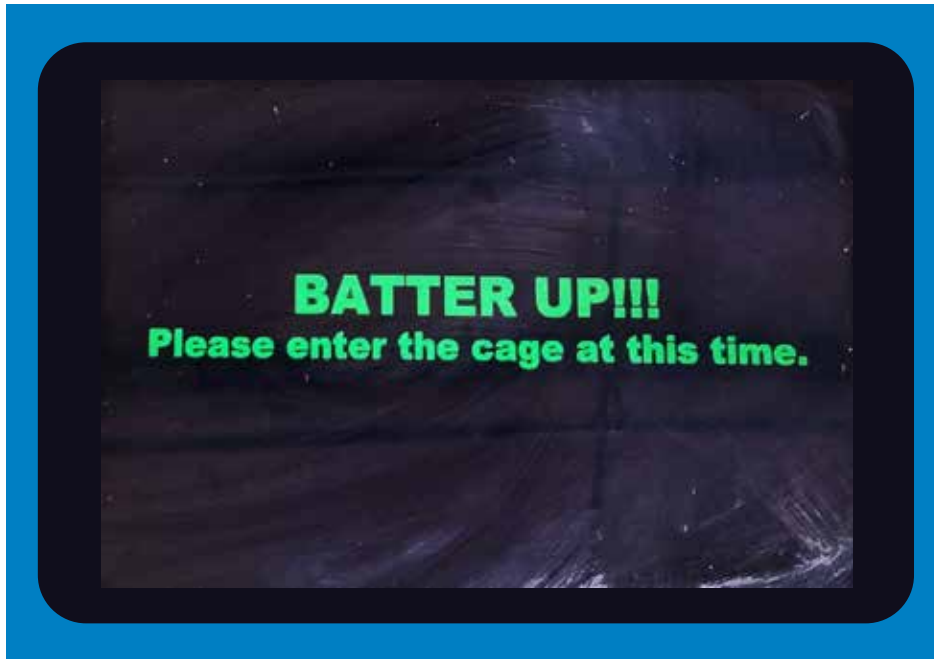
The next screen will be for height selection

To select pitch height, the batter can go directly to the height they prefer by touching the number or using the HIGHER/LOWER arrows for slower adjustments. After the cycle starts, the touch interface returns to this screen to allow the batter or coach to adjust the pitch location. This screen will also display the number of pitches remaining in the cycle.



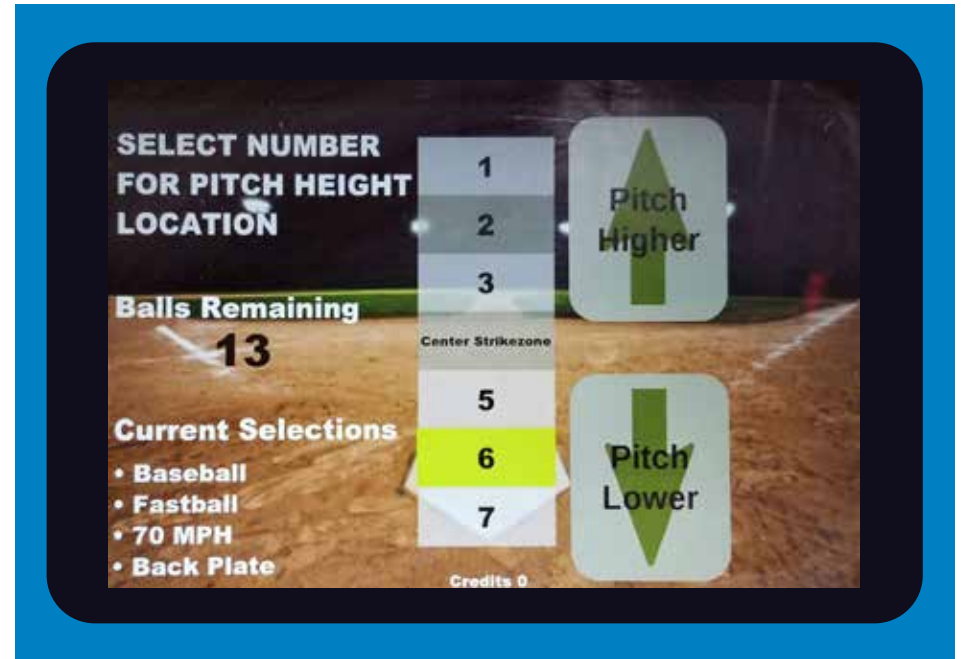
The next screen displays the summary of pitching selections

The batter can touch the red "BACK" arrow to return to previous screens to make changes, or press "PLAY BALL" to start the cycle.



When "PLAY BALL" is pressed, the screen will look like this

At this time, the batter may enter the cage. There is a delay before the pitch cycle starts to allow the batter to safely get to the batter's box.



After the pitch cycle starts, the screen will display the Pitch Height selection again

This unique feature allows the batter to adjust the height during the pitching cycle. The display highlights the current spot that the machine is throwing to and will highlight the new location touched. The pitch cycle will be delayed as the machine adjusts to a different height.

When the cycle ends, the screen will return to the initial "TOUCH SCREEN TO START" with the UT3020 logo.

*The new **UT3020** will not only be a "HIT" with your customers, it will give you a competitive advantage over any other cage in town! Amusement Products looks forward to helping you set a new standard for pitching machines in your facility!*